

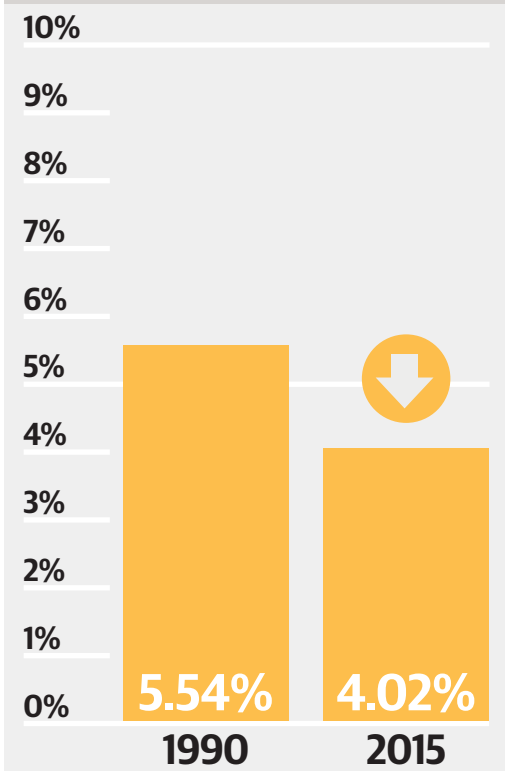
Oceania Population: 10 Million

Number Blind
39,618

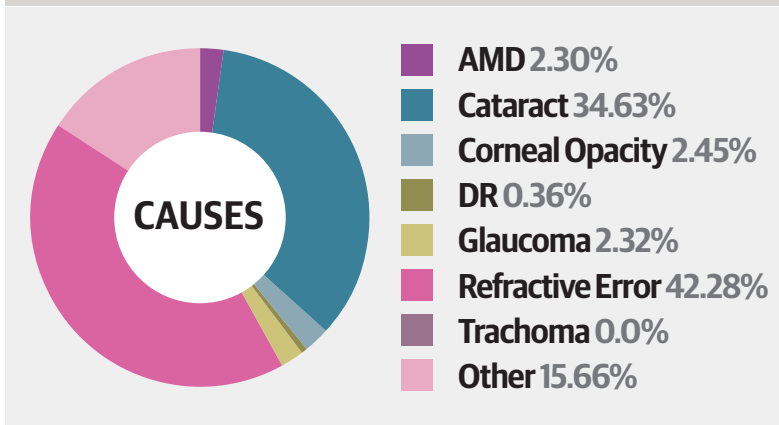
Number MSVI
173,713



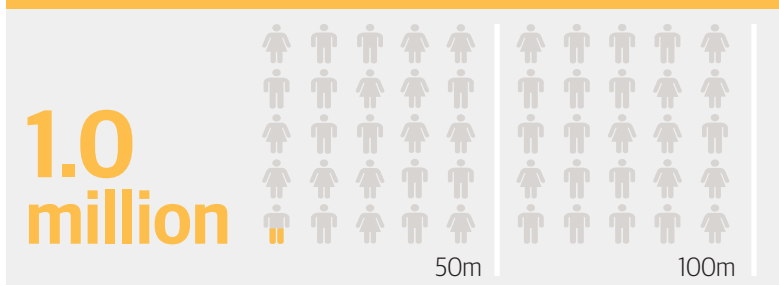
Change in Prevalence of Visual Impairment 1990 to 2015




Regional Causes of Visual Impairment



Number with Near-Vision Impairment



Visual Impairment Gender Ratio



The number visually impaired, prevalence and causes all relate to distance-vision impairment

In order to enable comparisons between regions, over time and between men and women, the age-standardised prevalence (all ages, both sexes) is shown

The gender ratio is the age-standardised prevalence for women divided by the age-standardised prevalence for men