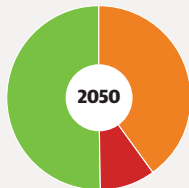
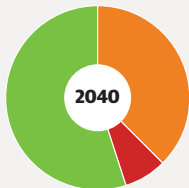
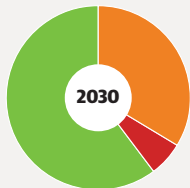
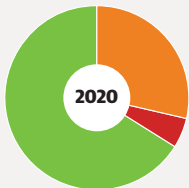
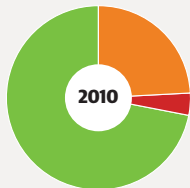
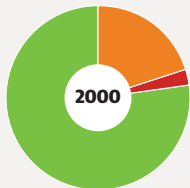


Estimated global prevalence of Myopia - 2000 to 2050



20.2% 1,243m
2.7% 163m
77.1%

24.3% 1,673m
4.0% 277m
71.7%

28.7% 2,221m
5.2% 399m
66.1%

33.8% 2,844m
6.1% 517m
60.1%

37.5% 3,393m
7.7% 696m
54.8%

40.0% 3,820m
9.8% 938m
50.2%

● Low to Moderate Myopia

● High Myopia

● Non-Myopes

Numbers = people affected